

# Notts County Sailing Club Oakleaf winter handicap series 2025 Race Instructions

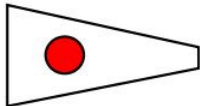


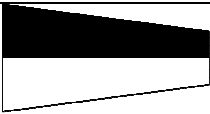
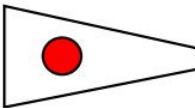





## Course

Try to include all points of sailing but keep keep the course relatively short if the wind is forecast to drop. Suggested courses are in the Race officer manual in the committee boat kit box. Display using course board on committee boat.

**Start Time** Scheduled for 1100.

*The order of the Oakleaf and Frostbite races will be reversed on the final Sunday of the series i.e. the pursuit race first followed by the handicap race, and both races will be held back to back.*

**Start & Flag Sequence** All flag signals accompanied by one sound signal using horn on Triton

Time	Flags UP	Flag Image	Flags DOWN	Start
-6 min	Fast Handicap warning (1),			
-3 min	Slow Handicap warning (2) Preparatory flag (P)*	 		
0 min	Junior warning (6)		Fast Handicap warning 	Fast Handicap (Scorpion & faster)
+3 min	Windsurfer warning (R)		Slow Handicap warning 	Slow Handicap (Slower than Scorpion)
+6 min			Junior warning 	Junior
+9 min			Windsurfer warning & Preparatory  	Windsurfer

\* - P flag as default. I, Z, U or black flag may be used at RO's discretion

## Entries

Entrants are required to sign on legibly for the race using the sheet (see below) posted by the race team on the desk outside the Race Office.

Please record all sail numbers of boats racing on the race results sheet used (see below). Juniors may sign on and start with the appropriate Handicap fleet if they wish. In this case they will sail the full race duration as the rest of that fleet. If there is only one entry for the Junior race they may start and count their result in the series. Please ensure Juniors include date of birth on the signing-on sheet.

## Individual recall

If those over the line can be identified, X flag up with one extra sound signal. Lower X flag when recalled boats have returned and re-crossed the start line, or after 2 minutes.

## General recall

If too many are over the line to identify them, general recall flag up with two sound signals.

## Notts County Sailing Club Oakleaf winter handicap series 2025 Race Instructions

If any fleet is recalled it moves to the back of the starting sequence.

### During the race

Record each boat through the gate on each lap

<b>Race Duration</b>	Fast handicap	60- 70 minutes
	Slow Handicap	55- 65 minutes
	Junior	45-60 minutes
	Windsurfers	30-40 minutes

### Windsurfer Race

After 30 to 40 minutes,

**either** open the finish line by raising the S flag and Windsurfer fleet warning flag on the committee boat with two sound signals. Every Windsurfer which crosses the finish line is then a finisher and should be given a short hoot on the horn.

**or** finish the first Windsurfer between a mark and a safety boat displaying the S flag and the Windsurfer fleet flag.

Record the number of laps and the finishing time of each Windsurfer.

### Junior Race

After 45-60 minutes,

Follow a similar procedure as used for the Windsurfers but raising the Junior fleet warning Flag.

### Finish - Shorten Course

If boats have not completed the number of laps displayed on the course board, shorten the course by raising the shorten course flag (S) when the first boat you want to finish is approaching the finish line with two sound signals. If you only wish to finish one fleet, also raise the fleet flag of the fleet you wish to finish.

Every boat which crosses the finish line is a finisher. Give each finishing boat a short hoot on the horn.

Boats or boards that are judged to require excessive time to complete the course and are clearly going to be well down in the results may be finished by a power boat on the water flying flag W. The competitors who are hailed from the power boat can accept the back marker places, ie last, next to last etc if there are several of them. This procedure is designed to assist Novice sailors.

**Record** the number of laps and the finishing time of each boat.

### Time Limit

The finish line will be open for 30 minutes after the **first finishers** from **all 3** dinghy fleets have finished. (IE from the last of the Fast, Slow and Junior leader's finish times).

Windsurfers, Fast, Slow and Junior Boats not finishing within that time period are scored DNF.

### Results

Please add the elapsed times to the race sheets (ie subtract 3 and 6 minutes from the Slow & Junior recorded finish times respectively). Signing on and result sheets showing recorded and elapsed times against sail numbers should be photographed and sent by email to the series Results Sec, Graham Young, at [grahamyoung.3466@gmail.com](mailto:grahamyoung.3466@gmail.com). The Results Sec will calculate handicap positions and publish the race results. Note, Fast & Slow results are kept separate for the overall series. The Race Officer should store the original sheets in the Oakleaf Results file in the Race Office.

# Notts County Sailing Club Oakleaf winter handicap series 2025 Race Instructions



# Notts County Sailing Club

## Signing on Sheet

<b>Date</b>	<b>Race Officer</b>
-------------	---------------------

<b>Series</b>	<b>Race Number</b>
---------------	--------------------

*Please state date of birth if under 19 on 31st December 2025*

[illegible]

**Race Sheet** - please photograph & send to [grahamyoung.3466@gmail.com](mailto:grahamyoung.3466@gmail.com) .Please file originals in Box file in Race Office

[illegible]

## Notts County Sailing Club Oakleaf winter handicap series 2025 Race Instructions

### Alternative RYA method for recording results in handicap races.

One of the most difficult tasks on the committee boat is to time and record the finishers. Unlike the start, you do not get a second chance if anything goes wrong. Many teams record the boats as they go though the line on their first lap, then tick them off on subsequent laps and then add times against them as they finish. The problem is with this method is that on the final lap boats are not in the same order as they were on the first lap, so the recorder has to find each boat on the recording sheet and then add the time. This works fine for a small fleet or class races but does not work well in large handicap fleets because it takes too long to find the boat on the list.

The suggested method is to record each boat in order as they come through the line on lap 1, then when the leading boat begins their second lap, begin a new column and to write boats down in order. If there are some boats still completing lap 1 when the first boats complete lap 2, they still go in lap 2 column.

Date \_\_\_\_\_ Race number: \_\_\_\_\_ Start time: \_\_\_\_\_

Lap 1 Sail No.	Lap 1 Time <i>Optional</i>		Lap 2 Sail No.	Lap Time <i>Optional</i>		Lap 3 Sail No.	Lap Time <i>Optional</i>
1289			1477			1477	
1477			1289			1663	
1663			2044			1289	
2226			1663			2226	
			2226			2044	

When the finishing sequence starts, begin a new column, or even better a new sheet, and write down the boats in the order they come through the line and their finish time. If they are too close together to get all times, write down the boat numbers and just get as many times as you can, especially the first and last of a bunch. The missing times can be extracted later from the 'Log' on the Race Timer, or interpolated.

Date: \_\_\_\_\_ Race number: \_\_\_\_\_ Start time: \_\_\_\_\_

Finish Sail No.	Finish Time	No. Laps		Finish Sail No.	Finish Time	No. Laps
2044	48.15					
1477	50.51					
1663	50.57					
2226						
1289	50.59					

You can check the number of laps by referring back to the lap recording chart. In this example 2044 did one less lap than the other four boats.

The time for 2226 was missed but can be estimated and inserted as 50.58. Or, if less straightforward, each push of the Finish button on the timer stores the time, and these can be seen after the race by pushing the Log button. The last race appears first, and subsequent pushes bring up previous races. Use the '+' '-' buttons to scroll through the times recorded, and as long as the boat finishing order is known and each boat is given a horn, then the times can be correlated to the boats.

This lap recording method is much easier for handicap races and when there are a lot of boats. It also works well when there are class races too. The boats can be sorted into fleets after the race has finished.

# Notts County Sailing Club Oakleaf winter handicap series 2025 Race Instructions

Date: \_\_\_\_\_ Race number: \_\_\_\_\_ Start time: \_\_\_\_\_

[illegible]

# Notts County Sailing Club Oakleaf winter handicap series 2025 Race Instructions

[illegible]

Retired: \_\_\_\_\_ OCS: \_\_\_\_\_

BFD: \_\_\_\_\_

# Notts County Sailing Club Oakleaf winter handicap series 2025 Race Instructions

## FINISH FORM

*Use separate forms for each start to show correct start time*

**Date**

**Class/fleet**

**Time of start**




**Race area**

**Time of first boat**

**Time of last boat**




Order	Boat No.	Finish time	No. Laps		Order	Boat No.	Finish time	No. Laps
1					26			
2					27			
3					28			
4					29			
5					30			
6					31			
7					32			
8					33			
9					34			
10					35			
11					36			
12					37			
13					38			
14					39			
15					40			
16					41			
17					42			
18					43			
19					44			
20					45			
21					46			
22					47			
23					48			
24					49			
25					50			