

Notts County Sailing Club Tuesday Evening Fun H'cap series 2024 Race Instructions

Course




Set a short simple course. Use the moveable marks A, T and X to create short legs.
Display using course board on committee boat.

Start Times

Race 1 scheduled for 19.00

2nd race Start after everyone has finished Race 1 (Back to back with Race 1)..

Start & Flag sequence

Time	Flags UP	Flag Image	Flags DOWN	Start
-6 min	Handicap warning (H)			
-3 min	Preparatory flag (P)			
0 min				Handicap

All flag signals accompanied by one sound signal.

Entries

Entrants are required to sign on legibly for both races using the paper signing on sheet posted by the race team on the desk outside the Race Office.

Please record all sail numbers of boats racing on the race results sheet (See below).

Please ensure Juniors include date of birth on the signing-on sheet.

Individual recall

If those over the line can be identified, X flag up with one extra sound signal. Lower X flag when recalled boats have returned and re-crossed the start line, or after 2 minutes.

General recall

If too many are over the line to identify them, put general recall flag up with two sound signals. Send a Safety boat to ask competitors to return to the start. Once they have realized there is a general recall, start the whole sequence again.

During the race Record each boat through the gate on each lap

Race Duration 20-30 minutes per race.

Shorten Course

If boats have not completed the number of laps displayed on the course board, shorten the course by raising the shorten course flag (S) when the first boat you want to finish is approaching the finish line with two sound signals.

Every boat which crosses the finish line is a finisher. Give each finishing boat a short hoot on the horn.

Boats or boards that are judged to require excessive time to complete the course may be finished by a rib on the water flying Flag W.

Record the number of laps and the finishing time of each boat.

Notts County Sailing Club Tuesday Evening Fun H'cap series 2024 Race Instructions

Results

Signing on sheets and raw result sheets showing recorded times against sail numbers should be photographed and sent by email to the series Results sec, Sarah Read at sarahcread62@gmail.com. The Race officer should file the original sheets in the Race Office. The Results Sec will calculate and publish the race results.

Coaching

Experienced sailors are permitted to offer advice to Novices during the races to assist when they are seen to be in need of help. Continuous coaching to give a racing advantage is not permitted. This changes RRS 41.

Notts County Sailing Club Tuesday Evening Fun H'cap series 2024 Race Instructions
Race Sheet - please photograph & send to results@ncsc.org.uk Retain originals or file in Race Office if open

Date		Series & Race number (ie 1 or 2)				Enter position each lap					Start Time:.....
Class	Sail no.	Helm (<i>if known</i>)	Crew (<i>if amended</i>)	1	2	3	4	5	6	Finish time	

Notts County Sailing Club Tuesday Evening Fun H'cap series 2024 Race Instructions

Alternative RYA method for recording results in handicap races.

One of the most difficult tasks on the committee boat is to time and record the finishers. Unlike the start, you do not get a second chance if anything goes wrong. Many teams record the boats as they go through the line on their first lap, then tick them off on subsequent laps and then add times against them as they finish. The problem is with this method is that on the final lap boats are not in the same order as they were on the first lap, so the recorder has to find each boat on the recording sheet and then add the time. This works fine for a small fleet or class races but does not work well in large handicap fleets because it takes too long to find the boat on the list.

The suggested method is to record each boat in order as they come through the line on lap 1, then when the leading boat begins their second lap, begin a new column and to write boats down in order. If there are some boats still completing lap 1 when the first boats complete lap 2, they still go in lap 2 column.

Date _____ Race number: _____ Start time: _____

Lap 1 Sail No.	Lap 1 Time <i>Optional</i>	Lap 2 Sail No.	Lap Time <i>Optional</i>	Lap 3 Sail No.	Lap Time <i>Optional</i>
1289		1477		1477	
1477		1289		1663	
1663		2044		1289	
2226		1663		2226	
		2226		2044	

When the finishing sequence starts, begin a new column, or even better a new sheet, and write down the boats in the order they come through the line and their finish time. If they are too close together to get all times, write down the boat numbers and just get as many times as you can, especially the first and last of a bunch. The missing times can be extracted later from the 'Log' on the Race Timer, or interpolated.

Date: _____ Race number: _____ Start time: _____

Finish Sail No.	Finish Time	No. Laps	Finish Sail No.	Finish Time	No. Laps
2044	48.15				
1477	50.51				
1663	50.57				
2226					
1289	50.59				

You can check the number of laps by referring back to the lap recording chart. In this example 2044 did one less lap than the other four boats.

The time for 2226 was missed but can be estimated and inserted as 50.58. Or, if less straightforward, each push of the Finish button on the timer stores the time, and these can be seen after the race by pushing the Log button. The last race appears first, and subsequent pushes bring up previous races. Use the '+' '-' buttons to scroll through the times recorded, and as long as the boat finishing order is known and each boat is given a horn, then the times can be correlated to the boats.

This lap recording method is much easier for handicap races and when there are a lot of boats. It also works well when there are class races too. The boats can be sorted into fleets after the race has finished.

Notts County Sailing Club Tuesday Evening Fun H'cap series 2024 Race Instructions

Lap 4 Sail No.	Lap Time <i>Optional</i>		Lap 5 Sail No.	Lap Time <i>Optional</i>		Finish Sail number	Finish Time	No. Laps sailed

Retired: _____ OCS: _____

 BFD: _____