

# Notts County Sailing Club      Sunday Main Fleet Series 2024 Race Instructions

















## Course

Try to include all points of sailing. Make the course long enough that the RS400 fleet will not complete their first lap before the Juniors have started. Suggested courses are in the Race Officer manual in the Race Office. Display using course board on committee boat or on whiteboard below clubhouse if using fixed line start. Post a notice and inform competitors if a fixed line will be used.

**Times** 1<sup>st</sup> Race: scheduled for 11.00  
 2<sup>nd</sup> Race: not before 13.15, planned time announced by RO at lunch time

## Start & Flag sequence

All flag signals accompanied by one sound signal

Time	Flags UP	Flag image	Start	Flags DOWN
-6	Windsurfer warning (R)			
-3	RS400 warning & preparatory (P)*	 		
0	Menagerie warning (H)		Windsurfer	
+3	Scorpion warning (2)		RS400	
+6	Aero warning		Menagerie	
+9	ILCA warning		Scorpion	
+12	Junior warning (6)		Aero	
+15			ILCA	
+18	Recalled fleet warning flag (if required)		Junior	 
+21	Preparatory flag			
+24				Recalled Fleet, warning & preparatory flags

\* - P flag as default. I, Z, U or black flag may be used at RO's discretion

# Notts County Sailing Club    Sunday Main Fleet Series 2024 Race Instructions

## Entries

Entrants are required to sign on legibly for each race using the sheets (see below) posted by the race team on the desk outside the Race Office. Please add headings and sufficient space below for each of the class starts to group entrants together.

Please record all sail numbers of boats racing on the race results sheet used (see below).

Juniors can sign on, start and finish the Junior race even if they are the only entrant. Their result will count in the series.

Juniors may sign on and start with the Menagerie Handicap fleet or the start for their class if they wish. In this case they will sail the full race duration as the rest of that fleet. Please ensure Juniors include date of birth on the signing-on sheet.

## Individual recall

If those over the line can be identified, X flag up with one extra sound signal. Lower X flag when recalled boats have returned and re-crossed the start line, or after 2 minutes.

## General recall

If too many are over the line to identify them, general recall flag up with two sound signals.

The recalled fleet starts after the last fleet of the sequence.

## During the race

Record the position of each boat in their fleet each boat through the gate on each lap. Note Aero 9's race in the Menagerie Handicap fleet.

## Finish

**Duration**      60 - 75 minutes for RS400 & Menagerie classes  
                      50 - 60 minutes for Scorpion, Laser & Solo classes  
                      40 - 50 minutes for Juniors  
                      30 - 40 minutes for Windsurfers

## Shorten Course

If the fleet has not completed the number of laps indicated: As the leading boat of each class reaches the mark prior to the finish, raise the shorten course flag (Flag S) along with the Warning flag of the class or classes you wish to finish, accompanied by 2 sound signals.

Every boat which crosses the finish line is a finisher.

**Record** the sequence of finishers in each fleet.

Record the number of laps and finishing times for the Menagerie, ILCA (Laser) and Junior classes. Note types of rig for ILCA's (Lasers) and Toppers. Record the Fleet finishing positions for the Windsurfers, RS 400's, Scorpions, Aero 7's, 6's & 5's (who race as one fleet) and Solos.

## Postponement

The latest time at which a morning class race can be started is 1300hrs after which it will be deemed indefinitely postponed. If no race is sailed before 1300hrs a subsequent race will be the second class race.

In the case of a late start for the first class race, Race Officers should consider holding the second class race back to back with the first class race.

## **Notts County Sailing Club    Sunday Main Fleet Series 2024 Race Instructions**

### **Time Limit**

For each Class race the Finish line will be closed 30 minutes after the leading boat in that class has finished. Boats not finishing within 30 minutes are scored DNF.

In the Windsurfer, Menagerie & Junior races, the finish line will be open for a maximum of 30 minutes from the first finisher in each of those starts. Boats not finishing within 30 minutes are scored DNF.














Back markers in the ILCA handicap race may be finished on fewer laps than the leaders provided they gain no place advantage (eg through average lap scoring).

### **Results**

Please add the elapsed times to the race sheets (ie subtract the number of minutes each fleet starts after the Windsurfer start from their recorded finish times). Signing on sheets and Handicap result sheets showing recorded and elapsed times against sail numbers should be photographed and sent by email to the Results Sec at [results@ncsc.org.uk](mailto:results@ncsc.org.uk) and the Sailing Sec at [sailingsec@ncsc.org.uk](mailto:sailingsec@ncsc.org.uk). The Results Sec will calculate handicap positions and publish those race results. The combined results for the 3 ILCA rigs are also calculated as an overall Handicap.

Class result sheets should be copied and passed to the Fleet scorers or Representatives if present. The Race Officer should store the original sheets in the Results file in the Race Office.

# Notts County Sailing Club    Sunday Main Fleet Series 2024 Race Instructions

Flags which should always be carried on Committee boat			
Flag	Function	Image	Notes
P	Preparatory signal		One of these flags used for the Preparatory signal
I	1 Minute round the ends		
Z	20% penalty if over start line		
U	Disqualification unless race re-started		
Black	Rule 30.4, Disqualification if over the line		
X	Individual Recall (on a pole)		These 2 flags are on one pole for fast deployment
1st Substitute	General Recall		
Answering Pennant	Indefinite Postponement		
L	Change of course (Notice posted)		
Blue	Boat on station for finish		
S	Shorten course		
W	Finish for slow boats likely to exceed time limit		
N	Race Abandoned		





## Notts County Sailing Club    Sunday Main Fleet Series 2024 Race Instructions

### Alternative RYA method for recording results in handicap races.

One of the most difficult tasks on the committee boat is to time and record the finishers. Unlike the start, you do not get a second chance if anything goes wrong. Many teams record the boats as they go through the line on their first lap, then tick them off on subsequent laps and then add times against them as they finish. The problem is with this method is that on the final lap boats are not in the same order as they were on the first lap, so the recorder has to find each boat on the recording sheet and then add the time. This works fine for a small fleet or class races but does not work well in large handicap fleets because it takes too long to find the boat on the list.

The suggested method is to record each boat in order as they come through the line on lap 1, then when the leading boat begins their second lap, begin a new column and to write boats down in order. If there are some boats still completing lap 1 when the first boats complete lap 2, they still go in lap 2 column.

Date \_\_\_\_\_ Race number: \_\_\_\_\_ Start time: \_\_\_\_\_

Lap 1 Sail No.	Lap 1 Time <i>Optional</i>	Lap 2 Sail No.	Lap Time <i>Optional</i>	Lap 3 Sail No.	Lap Time <i>Optional</i>
1289		1477		1477	
1477		1289		1663	
1663		2044		1289	
2226		1663		2226	
		2226		2044	

When the finishing sequence starts, begin a new column, or even better a new sheet, and write down the boats in the order they come through the line and their finish time. If they are too close together to get all times, write down the boat numbers and just get as many times as you can, especially the first and last of a bunch. The missing times can be extracted later from the 'Log' on the Race Timer, or interpolated.

Date: \_\_\_\_\_ Race number: \_\_\_\_\_ Start time: \_\_\_\_\_

Finish Sail No.	Finish Time	No. Laps	Finish Sail No.	Finish Time	No. Laps
2044	48.15				
1477	50.51				
1663	50.57				
2226					
1289	50.59				

You can check the number of laps by referring back to the lap recording chart. In this example 2044 did one less lap than the other four boats.

The time for 2226 was missed but can be estimated and inserted as 50.58. Or, if less straightforward, each push of the Finish button on the timer stores the time, and these can be seen after the race by pushing the Log button. The last race appears first, and subsequent pushes bring up previous races. Use the '+' '-' buttons to scroll through the times recorded, and as long as the boat finishing order is known and each boat is given a horn, then the times can be correlated to the boats.

This lap recording method is much easier for handicap races and when there are a lot of boats. It also works well when there are class races too. The boats can be sorted into fleets after the race has finished.







# Notts County Sailing Club    Sunday Main Fleet Series 2024 Race Instructions

## FINISH FORM

*Use separate forms for each start to show correct start time*

<b>Date</b>	<b>Class/fleet</b>	<b>Time of start</b>
<input style="width: 95%; height: 30px;" type="text"/>	<input style="width: 95%; height: 30px;" type="text"/>	<input style="width: 95%; height: 30px;" type="text"/>
<b>Race area</b>	<b>Time of first boat</b>	<b>Time of last boat</b>
<input style="width: 95%; height: 30px;" type="text"/>	<input style="width: 95%; height: 30px;" type="text"/>	<input style="width: 95%; height: 30px;" type="text"/>

Order	Boat No.	Finish time	No. Laps	Order	Boat No.	Finish time	No. Laps
1				26			
2				27			
3				28			
4				29			
5				30			
6				31			
7				32			
8				33			
9				34			
10				35			
11				36			
12				37			
13				38			
14				39			
15				40			
16				41			
17				42			
18				43			
19				44			
20				45			
21				46			
22				47			
23				48			
24				49			
25				50			